


Advancement to Eagle Scout



Troop Leadership Focus



Agenda

- Leading Scouts to Eagle Rank
- Troop Leadership Role
- Service Project Details
- Troop Leadership and Working With Scout
- District Role
- Board Of Review
- Court Of Honor
- Resources, Wrap-up, Contacts



Leading Scouts to Eagle Rank

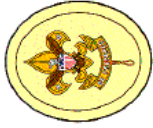
Set the expectation that your Scouts

CAN, SHOULD, WILL
earn Eagle Scout Rank

- Majority who make First Class **CAN**
- Most who make Star **SHOULD**
- Almost all who make Life **WILL**

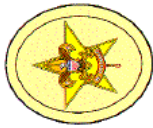


Leading Scouts to Eagle Rank



First Class

- Scouting needs to encourage him onward and let him know you think he can succeed in Scouting
- Scouting needs to reach out to those that don't show up for a while



Star

- Scouting needs to help him understand the trail to Eagle
- Scouting needs to help him stay focused
- Scout can be given more confidence if trained in Leadership



Life

- Scouting needs to help him understand the requirements of Eagle
- Scouting needs to teach him about his role as a “Senior Scout”
- Troop’s Program has to offer “Senior Scout” experiences and adventure.





Troop Leadership Role



Leader's Reference Materials

- Hudson Valley Council Guide for Advancement to Eagle
 - Part I - For The Life Scout
 - Part II - Leadership Responsibilities & Processes (Leaders Only)
- **Note:** This guide:
 - was created when Hudson Valley Council was formed.
 - is approved by the Council Executive Board as policy.
 - is typically updated annually / every June.
 - under revision due to recent changes.
- Eagle Scout Service Project Workbook 2011 printing (BSA #512-927)
- Eagle Scout Rank Application 2010 version (BSA #512-728)
- Guide To Advancement 2011 (BSA #33088)
- Guide to Safe Scouting (BSA #34416)





Troop Leadership Role



Materials To Give To Your Life Scout

- Make sure your Life Scout gets the current editions of:
 - Hudson Valley Council *Guide for Advancement to Eagle*
 - Eagle Scout Service Project Workbook 2011 printing
- Aim for use as a softcopy version of the Project Workbook:
 - Get it from the Dutchess Eagle Advancement website, <http://www.ntown.info>
 - Now a Fillable PDF
- *Eagle Scout Rank Application 2010* version – Fillable PDF





Troop Leadership Role

Educating The Life Scout

- Work with the Scout to make sure he understands what he has been given:
 - Review the content of the HVC Guide and of the forms, with the Scout and his parents before he starts.
 - Review the 6 Eagle Scout requirements.
 - Lay out project timeline expectations:
 - First Proposal to Final Report may take 6 months or more.
 - Review the service project proposal, planning, funding and reporting requirements with the Scout before he starts each of these phases.
 - Make sure he understands the importance of the project in obtaining the rank of Eagle.





Troop Leadership Role

Educating The Life Scout

- “Rules of the Game”

- The Service Project Workbook itself has some rules about projects.
- The HVC Guide and Guide to Advancement explains the process and defines the requirements.
- The Scout needs to demonstrate his leadership skills.
- The project’s impact on the community’s needs is a key factor.
- Project proposals are not Pass/Fail tests – Planning is an evolutionary multi-step process and highly integrated into the Project.





Troop Leadership Role

Working With The Life Scout

Eagle Scout Service Project Workbook

- Composed of three distinct parts –
 - ✓ Proposal
 - ✓ Final Plan
 - ✓ Project Report
- Procedures and Limitations on Funding now included
 - ✓ May require Council approval
 - ✓ Request form part of Workbook





Troop Leadership Role

Working With The Life Scout

- **Project Proposal**
 - The Basic Project Overview
 - Has many parts
 - Review with Representative of the Benefiting Organization
 - Discussion with the Unit Leader (e.g. Scoutmaster)
 - Review with and obtain a signature from
 - Representative of the Benefiting Organization
 - Unit Leader (e.g. Scoutmaster)
 - Unit Committee (Chair)
 - District Eagle Advancement Coordinator/Committee
 - ✓ Project Coach may be assigned at this time

Project planning can only go forward after the Proposal has been approved





Troop Leadership Role

Working With The Life Scout

- **The Scoutmaster reviews the scout's Proposal**
 - His job is to see if the Scout has a good idea.
 - Asks himself, “Will this work?”
 - Does this plan show the Scout giving leadership to others?
 - Does this Proposal fit in with Troop plans?
 - Greater emphasis is placed on educating Scout before he begins the paperwork!
- **The Troop Committee reviews the detailed plan**
 - Does the Troop have equipment the Scout might want?
 - Do Troop parents or others have special skills needed?
 - Does this Project fit in with Troop plans?

These two approvals commit the Troop to the success of this project.





Troop Leadership Role

Working With The Life Scout

- **The District's Eagle Advancement Committee or Coordinator reviews the Proposal to compare it to other District Eagle projects**
 - Too big or too small?
 - Complete enough to show that it can work?
 - Is cost in line or excessive?
 - What approvals may be needed?
 - Is it going to show the needed leadership?

- **Major changes to the project require re-approval from the Troop Committee and the District Eagle Advancement Committee**





Troop Leadership Role



Working With The Life Scout

- Work with the Scout on the Project Proposal before he proceeds to the next phase, the Final Plan.
 - The Proposal is an overview, answering the question: “What is the big picture of what I’m going to do?”.
 - There are many parts to the proposal. Answers should not be “pulled out of the air.” Additional documentation may be necessary.
 - Make sure that the project meets National requirements.
 - Make sure he understands that he is to be “the leader” and not just a worker.
 - Expect to challenge his Proposal details. Make sure he understands the full nature of his project and its feasibility.
(This may be hard for the Scout to understand.)





Troop Leadership Role

Working With The Life Scout

- Make sure the Scout understands that developing the **Final Plan** will take significant time.
 - Investing the time to put together a well-thought-out plan will:
 - Make the implementation go much more smoothly
 - Teach the scout skills that he can use in school & for the rest of his life
 - Planning is an evolutionary multi-step process
- The Workbook contains many steps to consider in developing the Final Plan.
- Offer him the benefit of the experience of your Troop's leadership in carrying out projects in their own adult lives.





Troop Leadership Role

Working With The Life Scout

- **Emphasize Usefulness of an Eagle Scout Project Coach**

- Coach's role is to work with the Scout in developing his plan and to guide him in completing the sections in the Workbook.
- Although the Coach does not give approval, his/her guidance and experience may prove invaluable to the success of the project.
- The Coach does have a place in the Workbook to make comments.





Troop Leadership Role

Working With The Life Scout

- **Be aware that a Fundraising Application may have to be approved**

- Funds should only be raised to complete the project.
- Donations from businesses are actually fundraising.
- The Project cannot be a fundraiser.
- Should not compete with Unit or Council fundraising.
- Funds raised from relatives, troop parents and beneficiary do not require approval (see detail in Workbook).

- **3 approval signatures needed**

- ✓ Beneficiary
- ✓ Unit Leader
- ✓ Council

Funds are raised in the name of and for the Beneficiary





Troop Leadership Role

Working With The Life Scout

- **Project Report**
 - Scout has places to describe how project went.
 - Summary of time is included, no detail necessary but scouts will have to track it somewhere.
 - Detailed accounting of funding replaces listing of materials used.
 - Signatures indicate satisfactory completion of project and that it meets requirement 5.
 - Guide to Advancement 2011 describes process if signatures are withheld.



Troop Leadership Role

Other Considerations

- Participate in the project, so you have firsthand experience of his abilities and leadership.
- Review the finished project. Does it agree with his Final Plan?
- Review his documentation of his project. Does it satisfy the reporting requirement of the Workbook, as explained in the HVC Guide and Guide to Advancement 2011?



Troop Leadership Role

Final Eagle Scout Paperwork

- **All Eagle Scout requirements must be completed before the Life Scout's 18th birthday* .**
- The original multi-color Eagle Scout Rank Application must have been completed in ink and signed by the Scout, Unit Leader, and Unit Committee Chair. It must be received in the Council Office before the Scout's 18th birthday*, and in sync with office processing guidelines and schedules.
- Once Application has been approved by Council
 - Unit Committee Chair is authorized to set up the Board of Review.
 - Notified by e-mail or letter, with copy to the Scoutmaster and District Advancement Committee Chair.
 - The scheduling procedure and Board structure varies by District, the unit Committee Chair needs to stay in contact with all involved.

*** Scouts with handicaps may have this altered.**



District Role

HVC District Responsibilities

- Review and give approval to service project proposals created by Eagle Scout candidates
- Conduct Eagle Scout Boards of Review (as per Council policy in the HVC Guide)
- Manage the Eagle Scout Advancement process:
 - track Scout progress
 - keep the District Committee informed
 - assign project proposal reviewers
 - train Scouts, parents, leaders
 - make decisions relative to new guidelines
- Be active in the Council Advancement Committee



Board Of Review



- A Eagle Scout Board of Review is composed of a minimum of three and a maximum of six members
- Board Members
 - Must be 21 years of age or older.
 - No Relative of the Scout, nor a SM or an ASM.
 - Do not have to be registered in Scouting, but must have an understanding of the importance and purpose of the Eagle Scout Board of Review.
 - At least one District representative will serve as the Eagle Scout Board Chairman and set criteria for the Board.



Board Of Review

- Decision of the Board
 - A positive and unanimous decision must be reached as to the Scout's qualifications, to successfully advance to Eagle rank.
 - If a unanimous positive decision is not reached, an appeal may be made by the Scout, Unit Leader, or Unit Committee to the Council, and if needed, to National Scouting
 - A negative decision must be documented, explaining why it occurred.

- Information Resource –

Guide to Advancement 2011 printing (BSA # 33088)



Court Of Honor

- When a Scout has earned the Eagle Scout rank, he deserves special recognition
- The Court of Honor ceremony cannot be held until the action of the Board of Review has been approved by the National Eagle Scout Service
- Attaining Eagle is both a personal and a Troop success – the Court of Honor should recognize both
- Planning the Court of Honor should not be turned over to the Scout's parents.



Eagle Court Of Honor



- Plan well in advance – minimum two months needed for adequate planning
- Involve the Eagle Scout and his parents
- Decide on the ceremony to be used and plan the program
- Request letters from prominent people
- Send invitations to family, friends, troop parents, church/community/school leaders, chartered organization and district/council representatives
- Prepare a printed program
- Obtain local newspaper coverage



Resources

Eagle Court of Honor Information Resources

- *Guide to Advancement 2011* (BSA #33088)
- U.S. Scouting Service Project <http://www.nesa.org/>
- The Eagle Court of Honor Book, ©1996 by Mark Ray
- Woods Wisdom (out of print)



Wrap Up

- **Troop leadership is an awesome responsibility**

A team of leaders, such as yourselves, is needed by all those who start up the trail to Eagle to give them:

- credit for being on that right path
- all the encouragement you can to stay on that path
- all the leadership skill and knowledge you have.

- **Eagle Scout is a special rank**

Light their path to that special way of life and remember it is earned, not awarded



Contact Information

- If you want more information about the Life to Eagle Trail, please contact your District Eagle Advancement Committee Chair or Coordinator

- HVC web site: <http://www.HudsonValleyScouting.org/>

- Dutchess District website: <http://www.ntown.info>


- If you have any questions concerning the content of this presentation, please contact:

Peter Dowley (pdowley@juno.com)

Neal Townsend (neal@ntown.info)



Aim To Soar



With The Eagles



Hudson Valley Council